

CHRISTMAS IN THE CITY Collection

PROJECT SHEET




Some of the projects featured in our lookbooks link back to patterns that were originally created in the past with different fabric selections. This project sheet will serve you as a quick reference to find and replace with the specific fabrics we used for this project. Happy sewing!




FABRICS DESIGNED BY AGF STUDIO


Placemat 1:



MAIN
CHC25801
FREESTYLE WINTER



RIBBON
CHC25811
STARRY SKY SNOW




BINDING
CHC25811
STARRY SKY SNOW




BACKING
CHC25801
FREESTYLE WINTER

Placemat 2:




MAIN
CHC25806
ROCKIN' AROUND



RIBBON
CHC25811
STARRY SKY SNOW



BINDING
CHC25811
STARRY SKY SNOW



BACKING
CHC25806
ROCKIN' AROUND

FABRIC REQUIREMENTS

PROJECT INFO



PROJECT NAME: CHRISTMAS BOWTIE PLACEMAT

DESIGNED BY: AGF STUDIO

FINISHED SIZE: 13½" x 17"

CUTTING DIRECTIONS

MAIN FABRIC:

- Four (4) 2" squares.
- Six (6) 2" x 5" rectangles.
- Two (2) 5" squares.
- Two (2) 8½" x 5" rectangles.
- Two (2) 8½" x 2" rectangles.

RIBBON FABRIC:

- Thirteen (13) 2" squares.
- Two (2) 8½" x 2" rectangles.

PLEASE CONSULT PATTERN FOR YARDAGE REQUIREMENTS.

[CLICK HERE FOR REEL](#)

FREE TUTORIAL