

x
x
x
x
x
x
x
x
x
x
x
x
x
x

Heart Patch



xxxxxxxxxxxxxxxxxxxxxxxxxxxxxxxx



Heart Patch

FINISHED SIZE | 6" x 5"

FABRIC REQUIREMENTS

Fabric A	PE-491	F8.
Fabric B	PE-490	F8.
Fabric C	PE-437	F8.
Fabric D	PE-420	F8.
Fabric E	PE-487	F8.

CUTTING DIRECTIONS

*¼" seam allowances are included.
WOF means width of fabric.*

Fabric A

- Cut one (1) 1½" x 1½" Square

Fabric B

- Cut One (1) 1½" x 3½" strip
- Cut One (1) 1½" x 2½" strip

Fabric C

- Cut One (1) 1½" x 5½" strip
- Cut One (1) 1½" x 4½" strip

Fabric D

- Cut two(2) 1½" x 1½" Square

Fabric E

- Cut two (2) 2½" x 1½" strip

CONSTRUCTION

Sew all rights sides together with ¼" seam allowance.

Step 1

Start by sewing the two (2) 1½" squares from fabric D to the 1½" square from fabric A (See Diagram below)

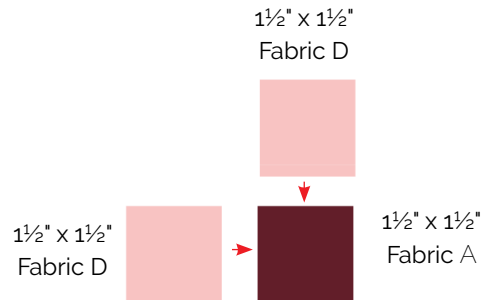


DIAGRAM 1

Step 2

Attach 1½" x 2½" rectangle to the bottom of fabric D & A

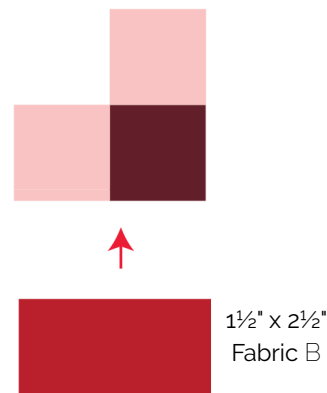


DIAGRAM 2

Step 3

Attach 1½" x 3½" from fabric B strip to the to the right side of the block as shown on Diagram below.

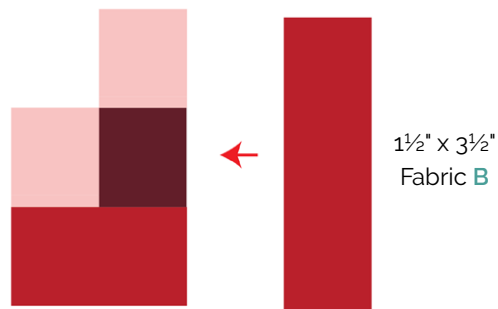


DIAGRAM 3

