

Cathedral Burst

DESIGNED BY AGF STUDIO

↑ **ICON** Elements

decostitch Elements


FABRICS DESIGNED BY ART GALLERY FABRICS




ICON




ICE-200
GOLDEN TOKEN




ICE-201
COQUELICOT FIRE



ICE-202
CORAL EMBLEM




ICE-203
APPLE POP




ICE-204
WATERMELON BAR




ICE-205
TITAN VIOLET



ICE-206
COBALT STAR



ICE-207
LEGEND LAKE



ICE-208
JADE ARROW




ICE-209
CHARACTER SKY

DECOSTITCH




DSE-700
CLOUD




DSE-701
PORCINI




DSE-702
REFLECTION



DSE-703
GRANITE




DSE-704
SHADOW



DSE-705
MORNING MOSS



DSE-706
SUNGLOW



DSE-707
ORCHIDBERRY



DSE-708
INDIGO SKY



DSE-709
STELLAR



PE-433
SNOW



Cathedral Burst

FINISHED SIZE | 4" x 4"

FABRIC REQUIREMENTS

Fabric A	DSE-706	1/8 yd.
Fabric B	ICE-200	1/8 yd.
Fabric C	DEN-OYD-6000	1/4 yd.
Fabric D	DSE-708	1/4 yd.
Fabric E	ICE-206	1/8 yd.
Fabric F	DSE-700	1/4 yd.
Fabric G	DSE-707	1/8 yd.
Fabric H	ICE-204	1/8 yd.
Fabric I	DEN-L-4000	1/4 yd.
Fabric J	ICE-209	1/8 yd.

CUTTING DIRECTIONS

1/4" seam allowances are included.
WOF means width of fabric.

Fabric A :

- Cut four (4) 2½" x 2½" Squares

Fabric B :

- Cut One (1) 2½" x 2½" Square

Fabric C :

- Cut eight (8) 2½" x 2½" Squares

Fabric D :

- Cut four (4) 2½" x 2½" Squares

Fabric E :

- Cut One (1) 2½" x 2½" Square

Fabric F :

- Cut four (4) 2½" x 2½" Squares
- Cut four (4) 2½" x 2½" Squares

Fabric G :

- Cut four (4) 2½" x 2½" Squares

Fabric H :

- Cut One (1) 2½" x 2½" Square

Fabric I :

- Cut Four (4) 2½" x 2½" Squares

Fabric J :

- Cut One (1) 2½" x 2½" Square

CONSTRUCTION

Take four (4) 2½" x 2½" square from fabric A and fold it corner to corner press and place each of them on a 2½" x 2½" square from fabric C towards the bottom corner (See Diagram below)


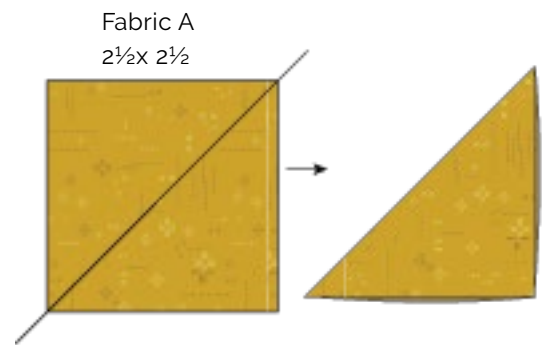


DIAGRAM 1

